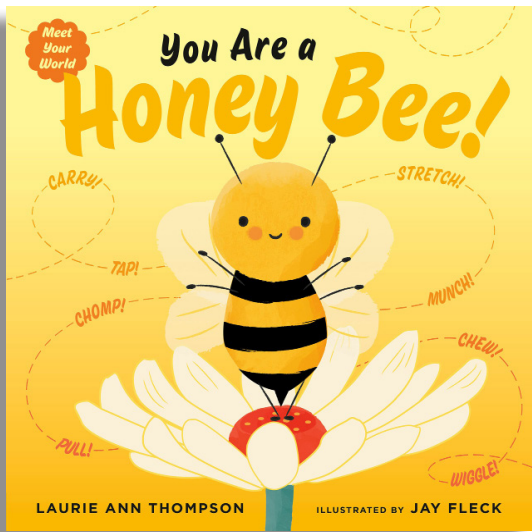


*A Common Core State Anchor Standards & Next Generation Science
Standards Aligned Activity & Project Guide for Grades PK-2*



YOU ARE A HONEY BEE!

ISBN-10: 0593529693

ISBN-13: 978-0593529690

Written by Laurie Ann Thompson

Illustrated by Jay Fleck

Published by Dial Books for Young Readers

An imprint of Penguin Random House

part of the Meet Your World Series


YOU ARE A RACCOON!

ISBN-10: 0593529723

ISBN-13: 978-0593529720



*Guide created by
Debbie Gonzales, MFA*




This guide features creative art projects, games, and writing activities inspired by *I AM A HONEY BEE* and *I AM A RACCOON*, two STEM-related nonfiction picture books from the *Meet Your World* series, which encourages young readers to explore the incredible animals living in rural, suburban, and urban habitats across North America. Through words and art, readers can find similarities between animal and human behaviors and use the backmatter to learn more about these animals! Join us in discovering the animals of our world!

Table of Contents

About the Books	3
About the Author.....	3
About the Illustrator.....	3
The YOU ARE A HONEY BEE Game.....	4
CCSS & NGSS Alignment.....	4
The YOU ARE A HONEY BEE Game Dice	5
The YOU ARE A HONEY BEE Game Board.....	6-7
YOU ARE A HONEY BEE: Understanding the First Person Point of View	8
CCSS & NGSS Alignment.....	8
The Honey Bee Headband	9-10
YOU ARE A RACCOON: Story Sequencing.....	11
CCSS & NGSS Alignment.....	11
YOU ARE A RACCOON: Story Sequencing Arrows.....	12
YOU ARE A RACCOON: Story Sequencing Template.....	13
YOU ARE A RACCOON: Story Sequencing Answers.....	14
YOU ARE A RACCOON: Understanding the First Person Point of View	15
CCSS & NGSS Alignment.....	15
The Raccoon Mask	16
Habitat Survival Skills Charades!.....	17
CCSS & NGSS Alignment.....	17
Charades Cards	18-21

About the Books:



YOU ARE A HONEYBEE is the first in an adorable, STEM nonfiction picture book series that encourages very young readers to learn—through gentle interactivity and play—about the animals who share their world

Swish, swoosh, fly! You might have heard the words “busy as a bee,” but what do bees actually do each day? Did you know bees clean their rooms, help feed baby bees, and build the hive they live in? From birth to first flight and beyond, discover all that goes into being a bee in this charming picture book, the first in the Meet Your World series.



Discover the world of raccoons with YOU ARE A RACCOON, a charming and adorable picture book; the second in the Meet Your World series. From birth to first stripes and beyond, learn about the way raccoons live their life. Crawl, cling, climb! Learn about the way they hunt, play and eat during the night when you go to sleep. Through gentle interactivity and play, this STEM nonfiction book encourages young readers to learn about the animals that share their world.

About the Author:


Laurie Ann Thompson, previously a software engineer, now writes books and stories for young people to foster understanding of the world around them and empower them to make positive change. She is the author of acclaimed picture book biography EMMANUEL’S DREAM, ELIZABETH WARREN’S BIG, BOLD PLANS, the fiction picture book MY DOG IS BEST; and co-authored the Two Truths And A Lie series. Laurie Ann lives near Seattle with her family and pets, and can be found online at lauriethompson.com and on Twitter at [@lauriethompson](https://twitter.com/lauriethompson).



About the Illustrator:

Jay Fleck is an accomplished designer and illustrator based in Shorewood, IL. His artwork has caught the attention of many, appearing on products from the GAP, Threadless, and Society6.com. Additionally, his artwork can be view in brick-and-mortar and online stores across the nation. His credentials are rather impressive as he has illustrated the picture books DOUBLE TAKE!, BLACK BELT BUNNY and EVERYTHING YOU and wrote and illustrated TILLY AND TANK, which is his very first picture book.





The YOU ARE A HONEY BEE Game

Objectives: To collaboratively participate in a game-like setting following agreed-upon rules of engagement.

Materials:

- YOU ARE A HONEY BEE the book
- The YOU ARE A HONEY BEE Game Dice (Guide , pg. 5)
- The YOU ARE A HONEY BEE Game Board (Guide, pgs. 6 & 7)
- Game pieces such as a penny, a button, or a stone – one per player
- Cardstock
- Scissors
- Tape or a glue stick
- Colored markers (optional)



Procedure:

- Print the YOU ARE A HONEY BEE Game Dice and the YOU ARE A HONEY BEE Game Board on cardstock.
- Using scissors, trim around the borders of the game dice, being careful not to cut off the tabs.
- Create game dice by creasing along the edges of the squares. Fold tabs backwards. Use tape to secure the game dice in a cube shape.
- Use scissors to cut along the dotted line printed on the right side of the game board. Line the left side of the game board with the right side. Tape or glue the pieces together to create the YOU ARE A HONEY BEE Game Board.
- [Optional] Students may use colored markers to decorate their YOU ARE A HONEY BEE Game Boards.
- To play the game, instruct students to place their game pieces on the space labeled “START”.
- Have them roll the dice, then follow the directions printed on the top side of the dice.
- Notice the actions represented in the circles scattered throughout the game board. Should a child land on one of these spaces, encourage them to dramatize the action described there.
- The student who reaches the space labeled “FINISH” is the winner of the game.


Common Core State Standards Alignment:

Reading: CCRA-R.1, R.2, R.4, R.10

Speaking & Listening: CCRA-SL.1, SL.2, SL.4, SL.5

Next Generation Science Standards Alignment:

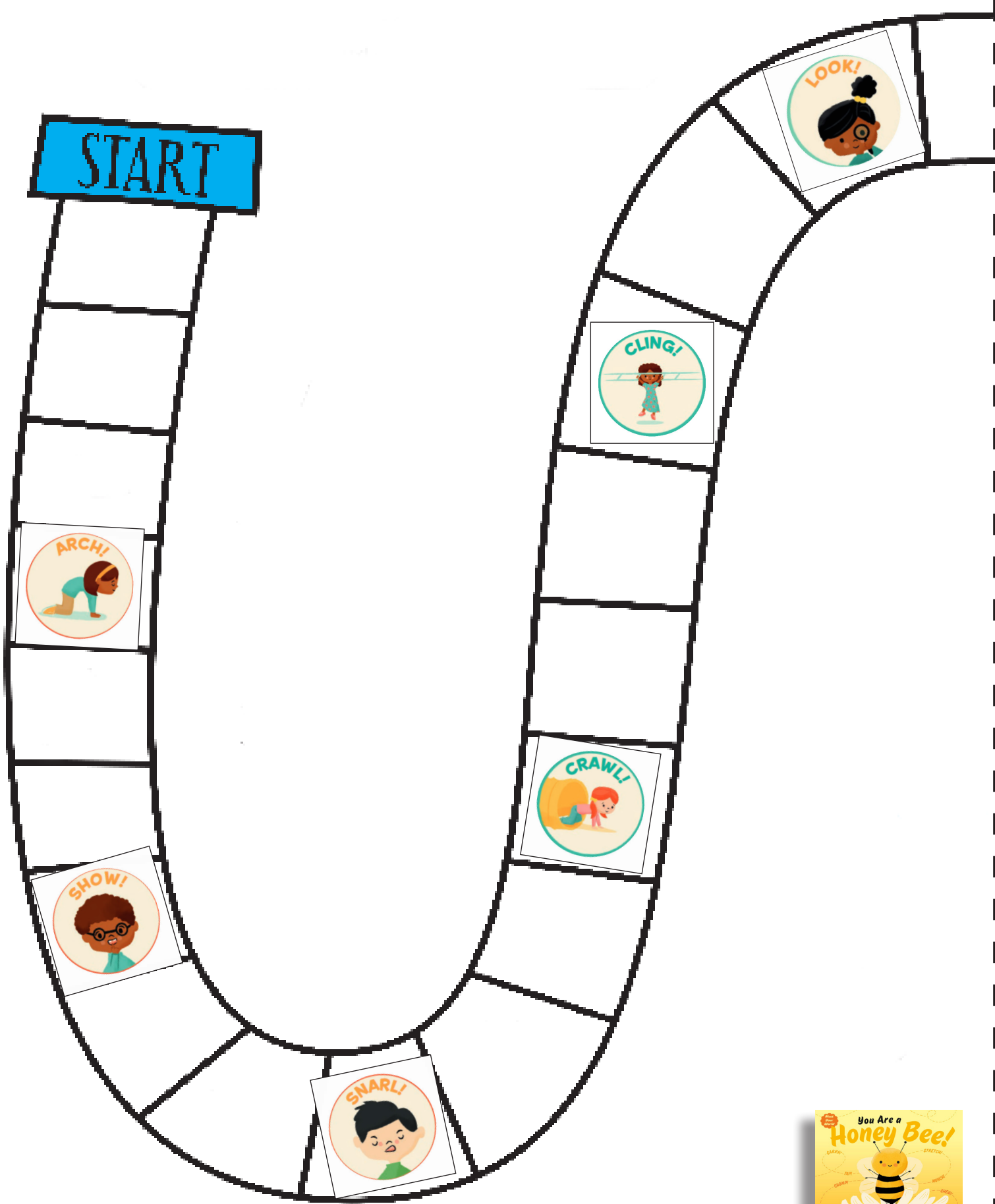
K-LS1-1, 1-LS1-2, K-ESS3, K-ESS3-3, ESS3-A



The YOU ARE A HONEY BEE: Game Dice

	<p><i>The worker bees are busily making beeswax to build the hive.</i></p> <p>BUZZ AHEAD 2 SPACES.</p>	
	<p><i>Shhhh. The Queen Bee is laying her eggs.</i></p> <p>BE VERY QUIET. MOVE BACK 2 SPACES.</p>	<p><i>The industrious worker bees care for the larva by feeding them "royal jelly".</i></p> <p>MOVE AHEAD 3 SPACES.</p>
<p><i>Twitch! Touch! Turn! Using your sensitive antennae as a guide, guard the hive!</i></p> <p>BE BRAVE. BE BOLD. MISS A TURN.</p>	<p><i>The bee colony is fed "bee bread" made from nectar, pollen, and saliva. YUM!</i></p> <p>MOVE AHEAD 4 SPACES.</p>	
	<p><i>The bees "waggle dance" directions to find the nearest flowery food source.</i></p> <p>DANCE AHEAD 3 SPACES.</p>	







Cut along the dotted line, then line up with the second page and tape or glue them together to make the game board.



FINISH



Tape or glue first page here.



YOU ARE A HONEY BEE: Understanding the First Person Point of View

Objective: To write a creative informative essay examining concepts presented in the text in the first-person voice.

Materials:

- YOU ARE A HONEY BEE, the book
- The Honey Bee Headband (Guide, pgs. 9 & 10)
- Scissors
- Markers
- Tape
- Writing supplies

Procedure:

- Lead a discussion about writing from the first person perspective. Explain that the first person voice is when a speaker or writer uses “I” or “we” to refer to him or herself. Examine the text in YOU ARE A HONEY BEE. Show how the book has been written from the honey bee’s point of view.
- Instruct students to write a short essay using the first person point of view summarizing the story. Using the backmatter as reference, encourage students to incorporate aspects of the honey bee’s anatomy, its life cycle, and community life in their essays.
- Encourage students to share their essays with the class. As a fun option, have them wear a honey bee headband when doing so.
- To make the bee crown, print the honey bee headband template regular paper. Instruct students to color their honey bee headbands to look like a honey bee. Use scissors to trim around the border of the honey bee front piece and the crown bands. Tape the two side panels of the band to the front piece. Bend the headband into a circle. Size the headband to fit the child’s head. Tape the ends of the band together.
- Encourage students to wear their honey bee headband while telling their honey bee stories!



Common Core State Standards Alignment:

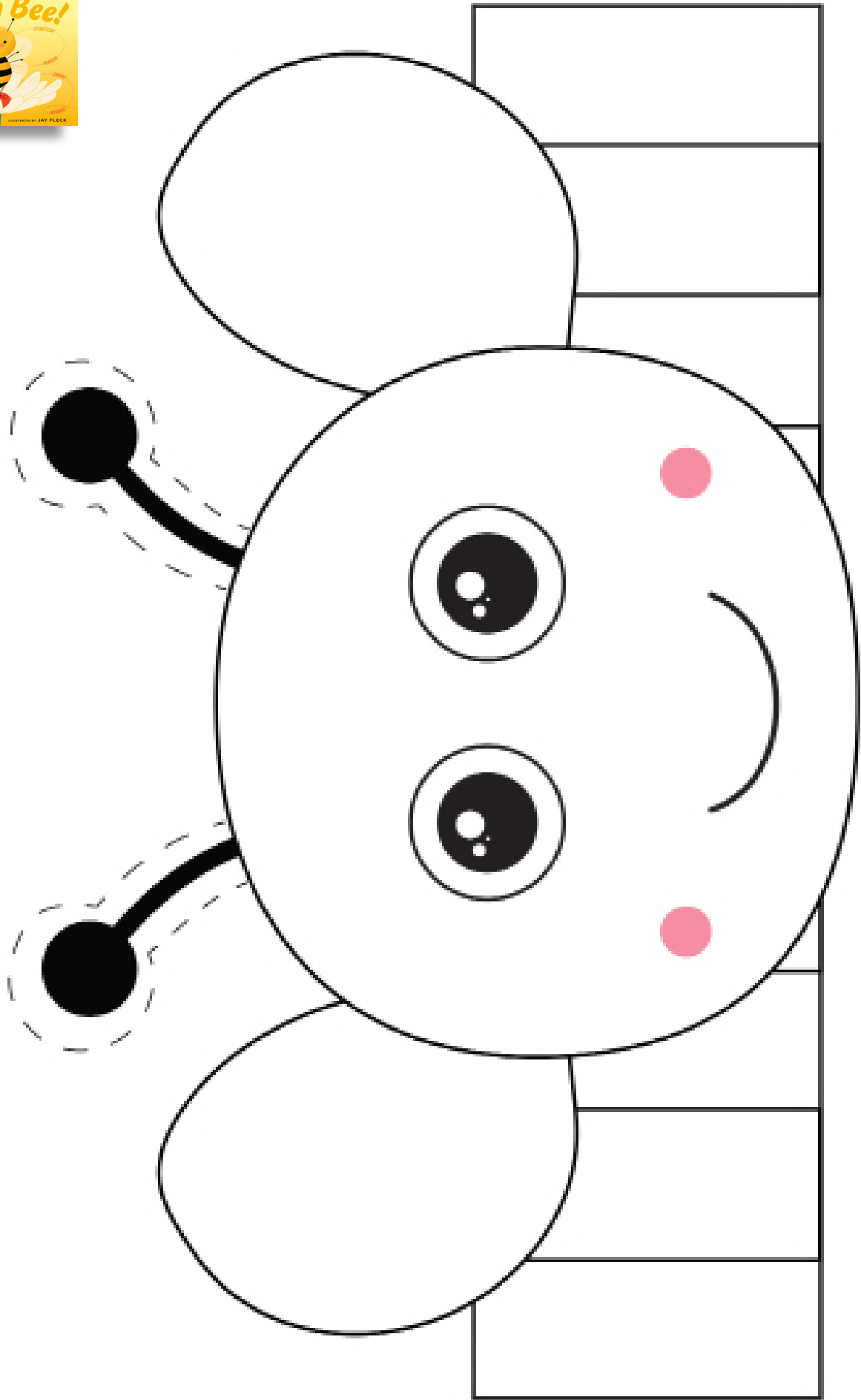

Reading: CCRA-R.1, R.2, R.2, R.5, R.6, R.7, R.10

Writing: CCRA-W.2, W.4, W.8, W.9

Speaking & Listening: CCRA-SL.1, SL.2, SL.4, SL.5

Next Generation Science Standards Alignment:

K-LS1-1, 1-LS1-2, K-ESS3, K-ESS3-3, ESS3-A





YOU ARE A RACCOON: Story Sequencing

Objectives: To observe, sequence, and describe the stages of a raccoon's life, from birth to adulthood.

Materials:

- YOU ARE A RACCOON, the book
- YOU ARE A RACCOON: Story Sequencing Arrows (Guide, pg. 12)
- YOU ARE A RACCOON: Story Sequencing Template (Guide, pg. 13)
- YOU ARE A RACCOON: Story Sequencing Answers (Guide, pg. 14)
- Scissors
- Glue stick
- Markers

Procedure:

- Print copies of the YOU ARE A RACCOON: Story Sequencing Template and YOU ARE A RACCOON: Story Sequencing Arrows. Distribute one set per child.
- Instruct students to use scissors to trim around the border of the Story Sequencing Arrows.
- Using YOU ARE A RACCOON, the book as a reference and the Story Sequencing Template as a guide, have students place the events described on the Story Sequencing Arrows in chronological order. Use glue sticks to secure each arrow in place.
- Have students illustrate each Story Sequencing Arrow, then share their work with the class.

You Are a Raccoon: Story Sequencing Answers	
First,	You have just been born in a cozy den, high up in a tree.
Next,	It's getting warmer. You grow bigger... and hungrier!
Then,	Each night, Mom takes you farther and farther away from the den.
And,	Playing helps you to become a better hunter.
Finally,	You are an adult now, and you know how to survive on your own.

Common Core State Standards Alignment:

Reading: CCRA-R.1, R.2, R.2, R.5, R.6, R.7, R.10

Writing: CCRA-W.2, W.4, W.8, W.9

Speaking & Listening: CCRA-SL.1, SL.2, SL.3, SL.4, SL.5

Next Generation Science Standards Alignment:

K-LS1-1, 1-LS1-2, K-ESS3, K-ESS3-3, ESS3-A

YOU ARE A RACCOON: Story Sequencing Template



First,

Secure the correct story sequencing arrow here.

Next,

Secure the correct story sequencing arrow here.

Then,

Secure the correct story sequencing arrow here.

And,

Secure the correct story sequencing arrow here.

Finally,

Secure the correct story sequencing arrow here.



YOU ARE A RACCOON: Story Sequencing Arrows

Playing helps
you to become
a better hunter.

You are an
adult now, and
you know how
to survive on
your own.

It's getting
warmer. You
grow bigger. . .
and hungrier!

You have just
been born in a
cozy den, high
up in a tree.

Each night,
Mom takes
you farther and
farther away
from the den.



YOU ARE A RACCOON: Story Sequencing Answers

First,	You have just been born in a cozy den, high up in a tree.
Next,	It's getting warmer. You grow bigger. . . and hungrier!
Then,	Each night, Mom takes you farther and farther away from the den.
And,	Playing helps you to become a better hunter.
Finally,	You are an adult now, and you know how to survive on your own.





Make a Raccoon Mask: Understanding the First Person Point of View

Objective: To write a creative informative essay examining concepts presented in the text in the first-person voice.

Materials:

- YOU ARE A RACCOON, the book
- The Raccoon Mask (Guide, pg. 16)
- Cardstock
- Scissors
- Markers
- Ribbon or string
- Hole Puncher
- Writing supplies



Procedure:

- Lead a discussion about writing from the first person perspective. Explain that the first person voice is when a speaker or writer uses “I” or “we” to refer to him or herself. Examine the text in YOU ARE A RACCOON. Show how the book has been written from the raccoon’s point of view.
- Instruct students to write a short essay using the first person point of view summarizing the story. Using the backmatter as reference, encourage students to incorporate aspects of the raccoon’s anatomy, its life cycle, survival skills, and community life in their essays.
- Encourage students to share their essays with the class. As a fun option, have them wear a raccoon mask when doing so.
- *To make the mask*, print the mask template on cardstock. Instruct students to color their masks to look like a raccoon. Use scissors to trim around the eye spaces and the border of the mask. Use a hole punch to create holes to attach strings to the sides of the mask. Tie strings to the sides of the mask.
- Encourage students to wear their masks while telling their raccoon stories!

Common Core State Standards Alignment:


Reading: CCRA-R.1, R.2, R.2, R.5, R.6, R.7, R.10

Writing: CCRA-W.2, W.4, W.8, W.9

Speaking & Listening: CCRA-SL.1, SL.2, SL.4, SL.5

Next Generation Science Standards Alignment:

K-LS1-1, 1-LS1-2, K-ESS3, K-ESS3-3, ESS3-A





Habitat Survival Skills Charades!

Objective: To participate in collaboration with diverse partners, building on others's ideas and expressing their own clearly, persuasively, and actively.

Materials:

- YOU ARE A HONEY BEE, the book
- YOU ARE A RACCOON, the book
- Charade Cards (Guide, pgs. 18 to 21)
- Cardstock
- Scissors

Procedure:

- Print the Charades Cards on cardstock.
- Use scissors to trim around the borders of the Charades Cards.
- To play the game, shuffle the Charades Cards.
- Stack cards in the center of a table.
- Instruct students to choose a Charades Card from the stack.
- Have students pantomime the action featured on the card.
- Ask the class to guess which animal is being dramatized by the student. Have them associate the dramatized action with the animal's messaging. Using the YOU ARE A HONEY BEE and YOU ARE A RACCOON picturebooks as references, encourage the students to explain how the actions connect with the animals' ability to survive in habitats that are unique to them.
- Have fun!!!









Common Core State Standards Alignment:
 Reading: CCRA-R.1, R.2, R.2, R.5, R.6, R.7, R.10
 Speaking & Listening: CCRA-SL.1, SL.2, SL.4, SL.5





Next Generation Science Standards Alignment:
 K-LS1-1, 1-LS1-2, ESS3-A K-ESS3-2, K-ESS3, K-ESS3-1, K-ESS3-2, K-ESS3-3




Habitat Survival Skills Charades! Cards











More books by Laurie Ann Thompson, award-winning nonfiction author for children and young adults

